

# Midlands Economic Performance

*January 2015*

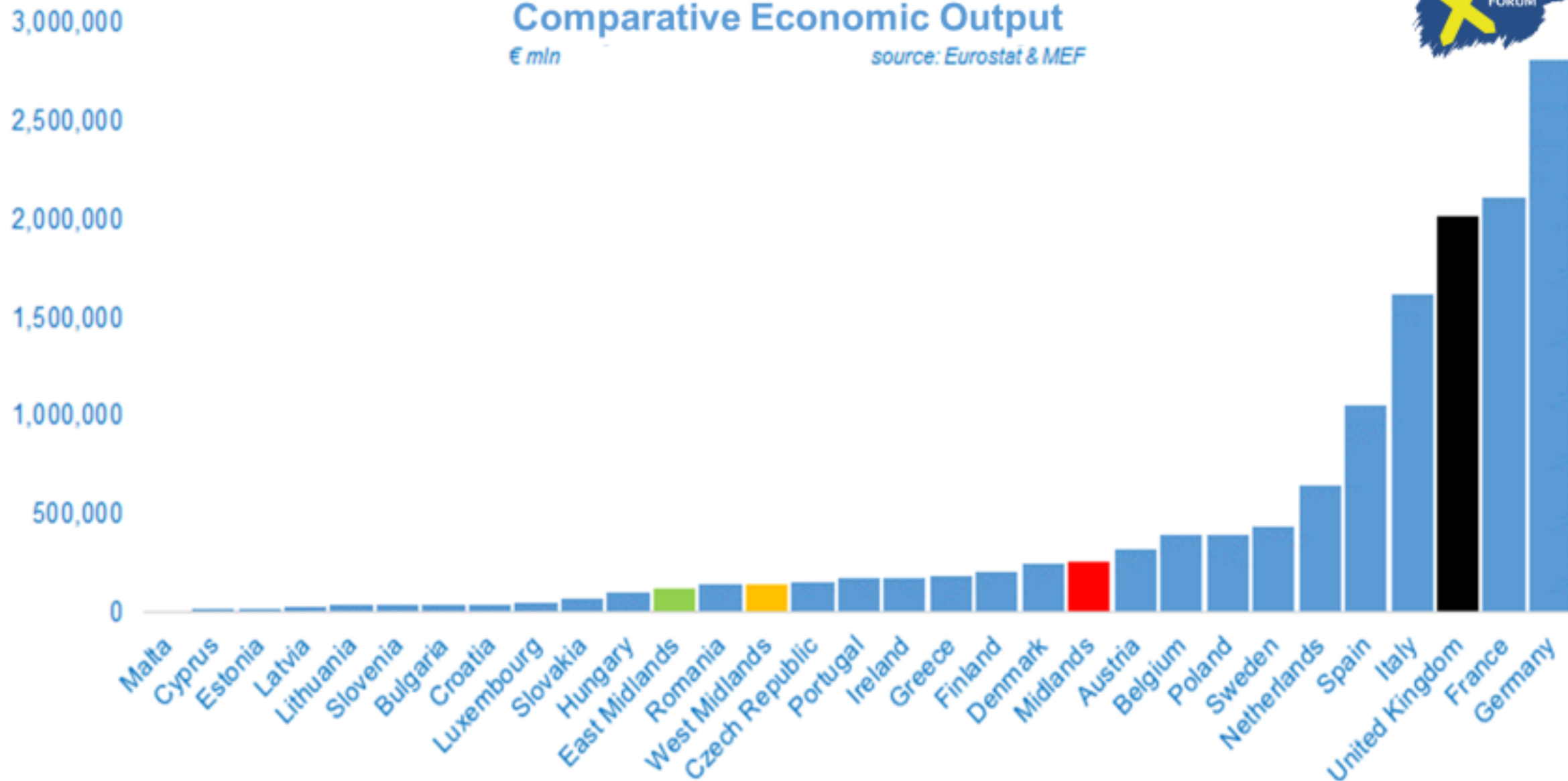




## Comparative Economic Output

€ mln

source: Eurostat & MEF

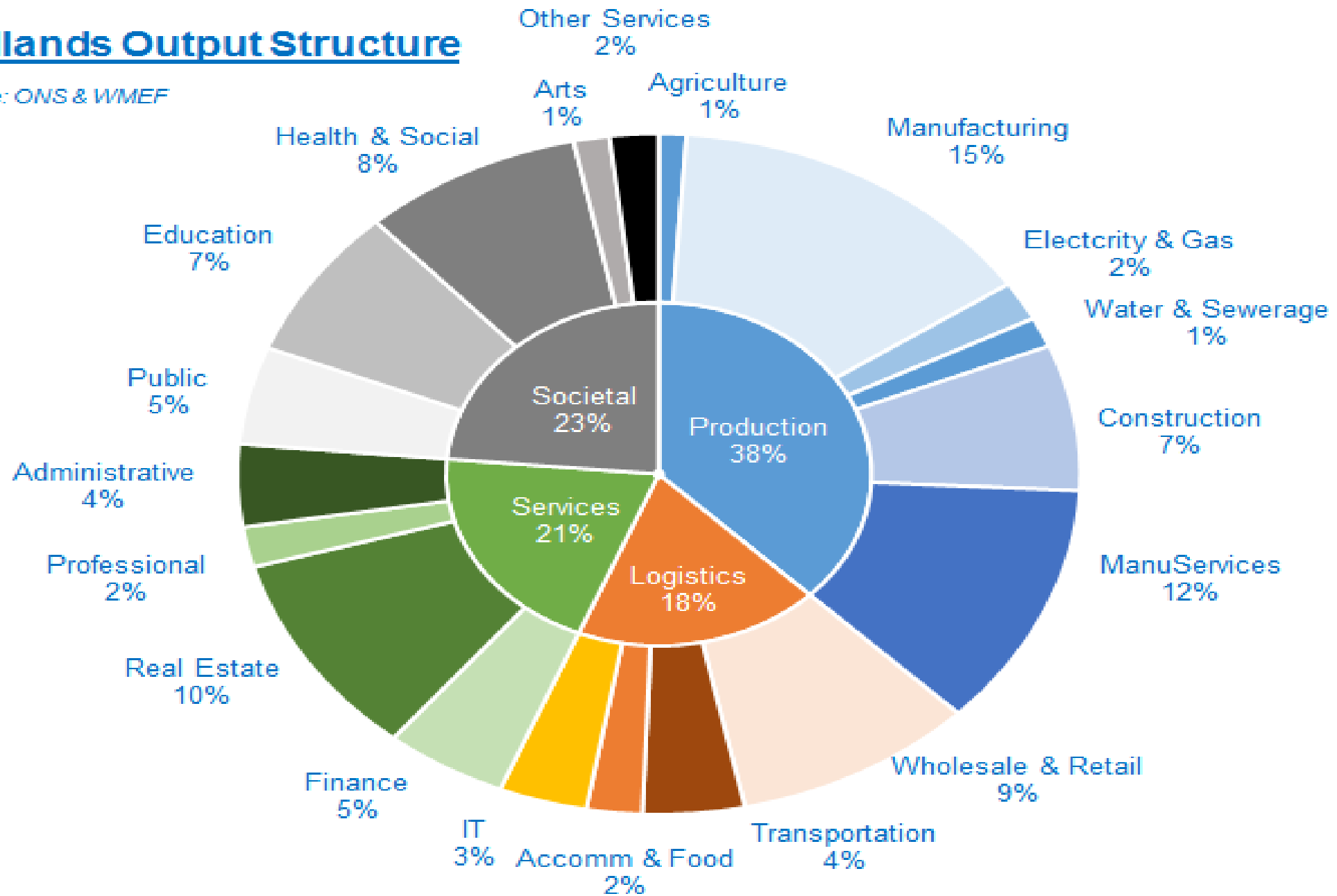


Midlands economy equivalent to 2% of European output

# Midlands Output Structure

2012

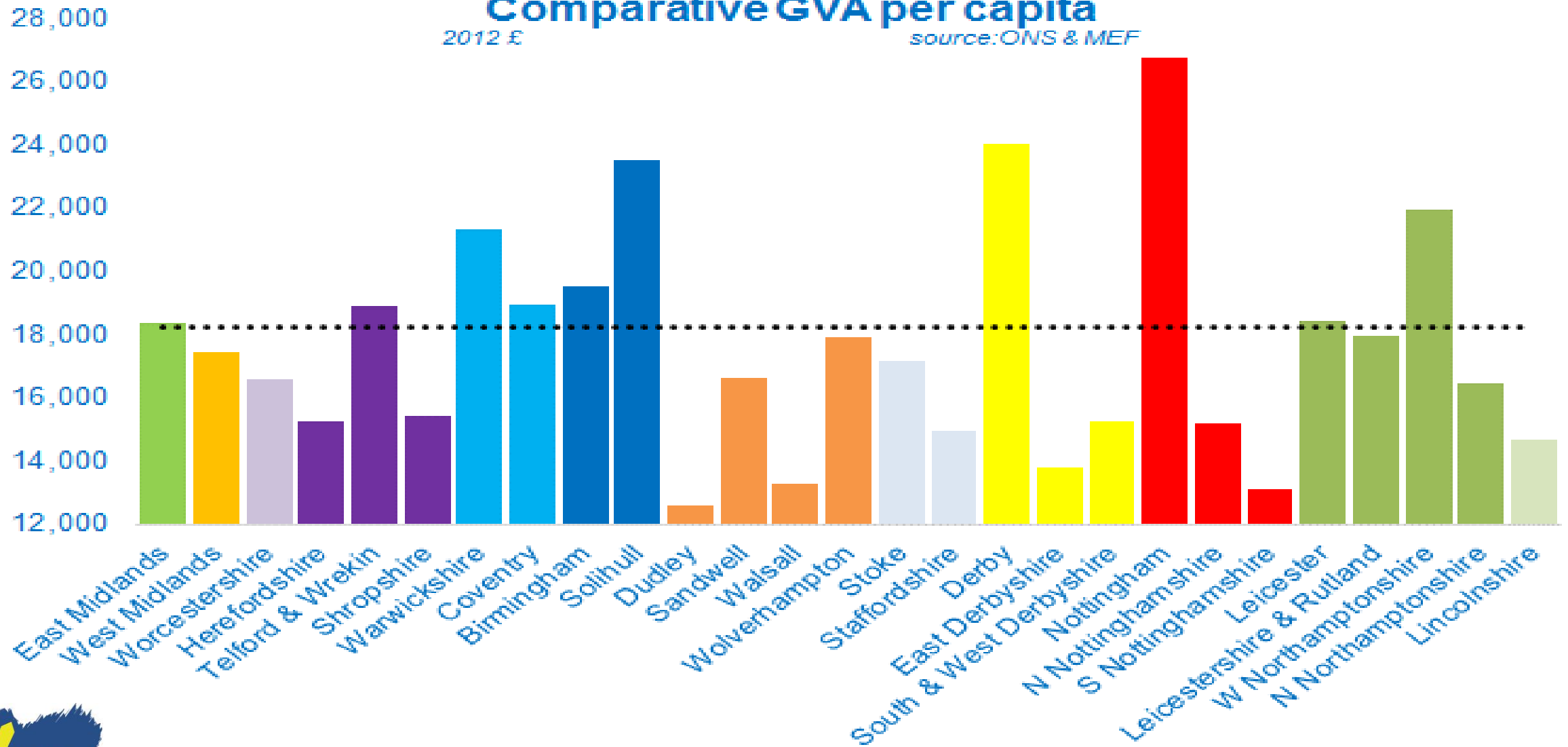
source: ONS & WMEF



# Comparative GVA per capita

2012 £

source: ONS & MEF

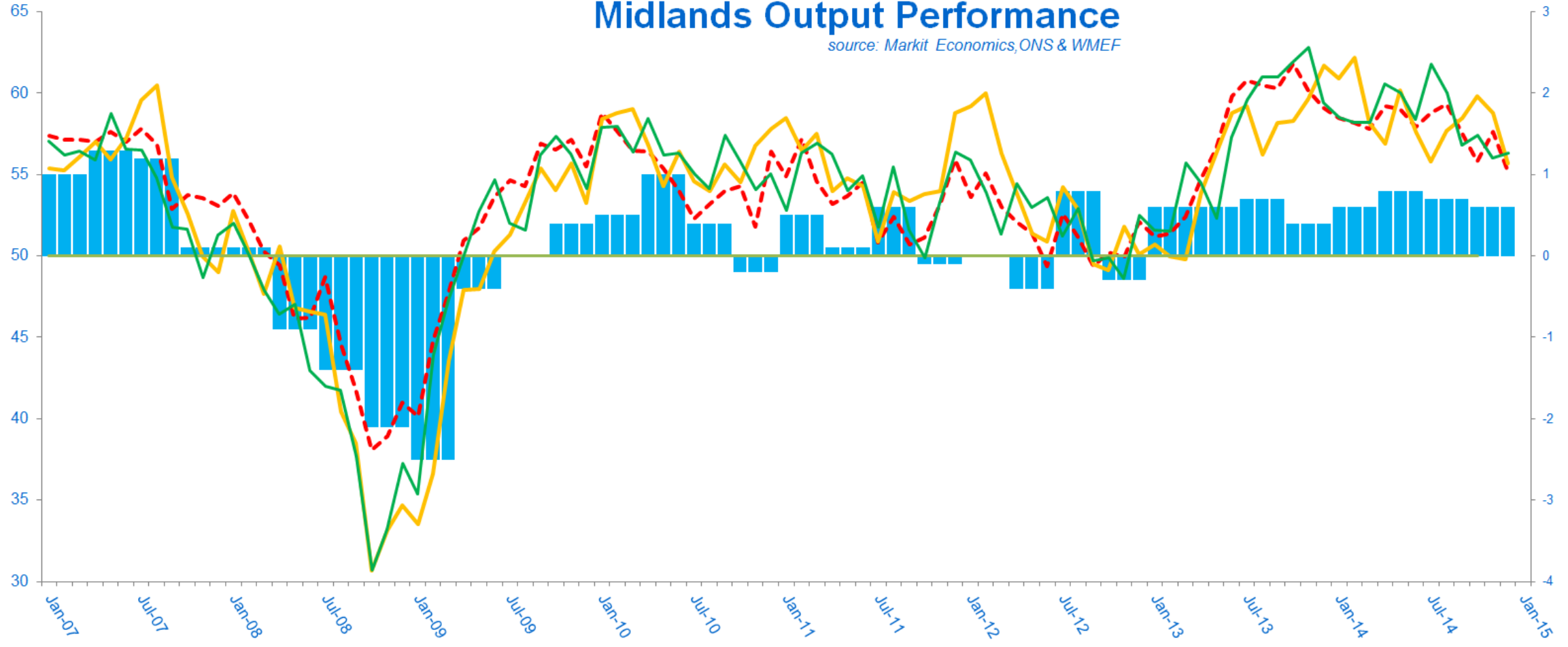


..... UK - excluding Inner London



# Midlands Output Performance

source: Markit Economics, ONS & WMEF



Quarterly GDP Growth (Q-o-Q %, rhs)  
+50 growth/-50 contraction

Markit/CIPS UK Composite PMI  
LloydsTSB East Mid Composite Output Index

LloydsTSB West Mid PMI

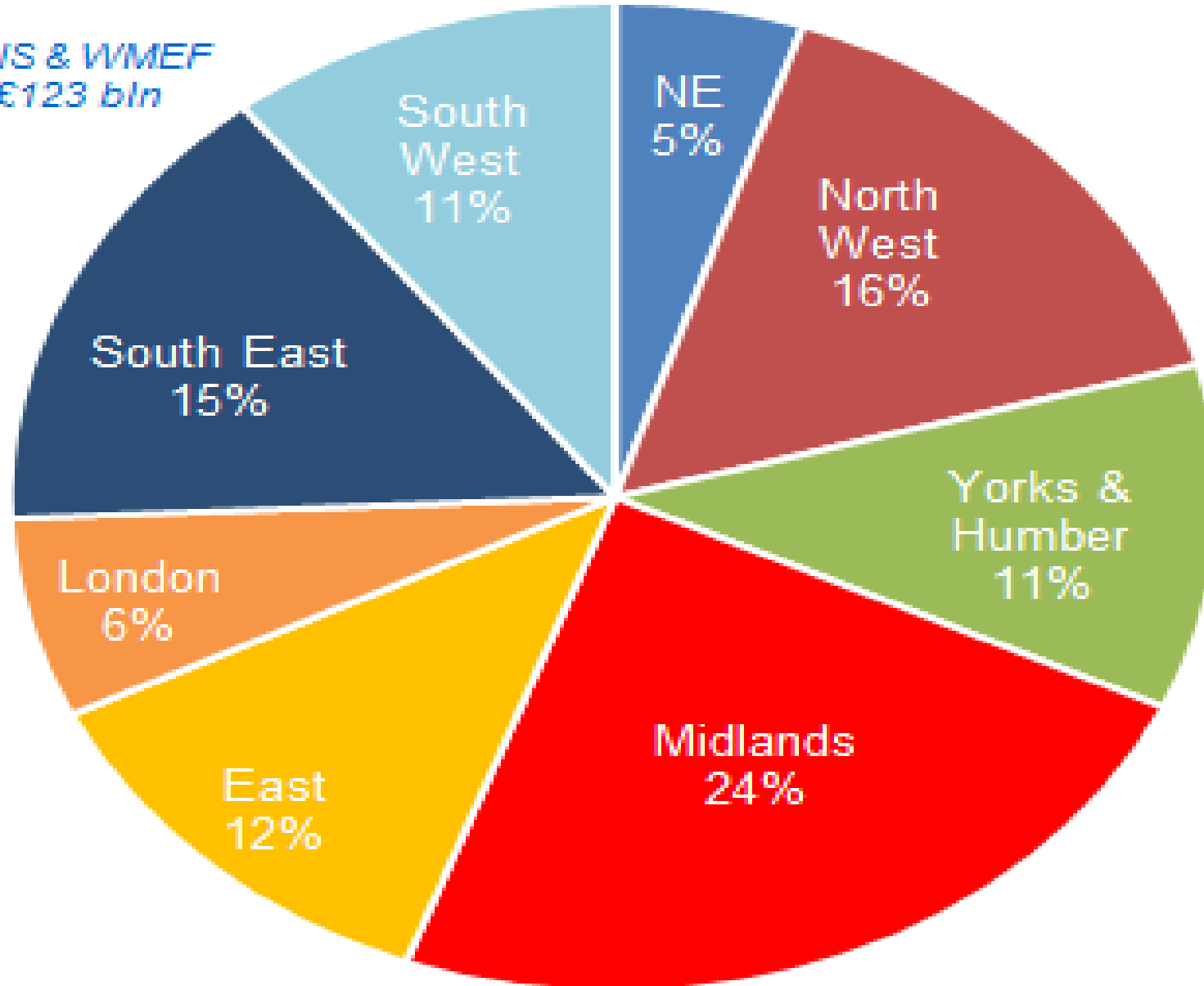


# English Manufacturing Output

2012

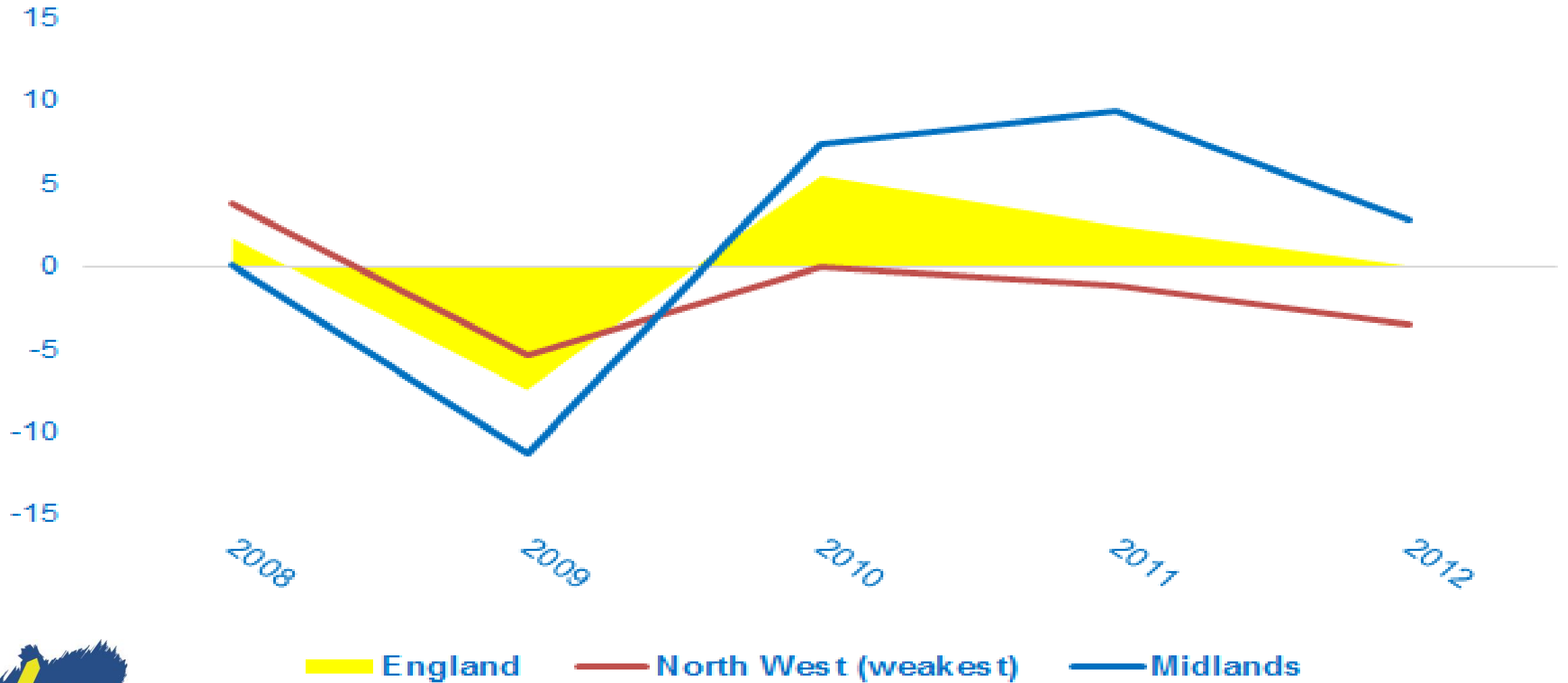
source: ONS & WMEF

Total GVA: £123 bln



# Comparative English Regional Manufacturing Performance

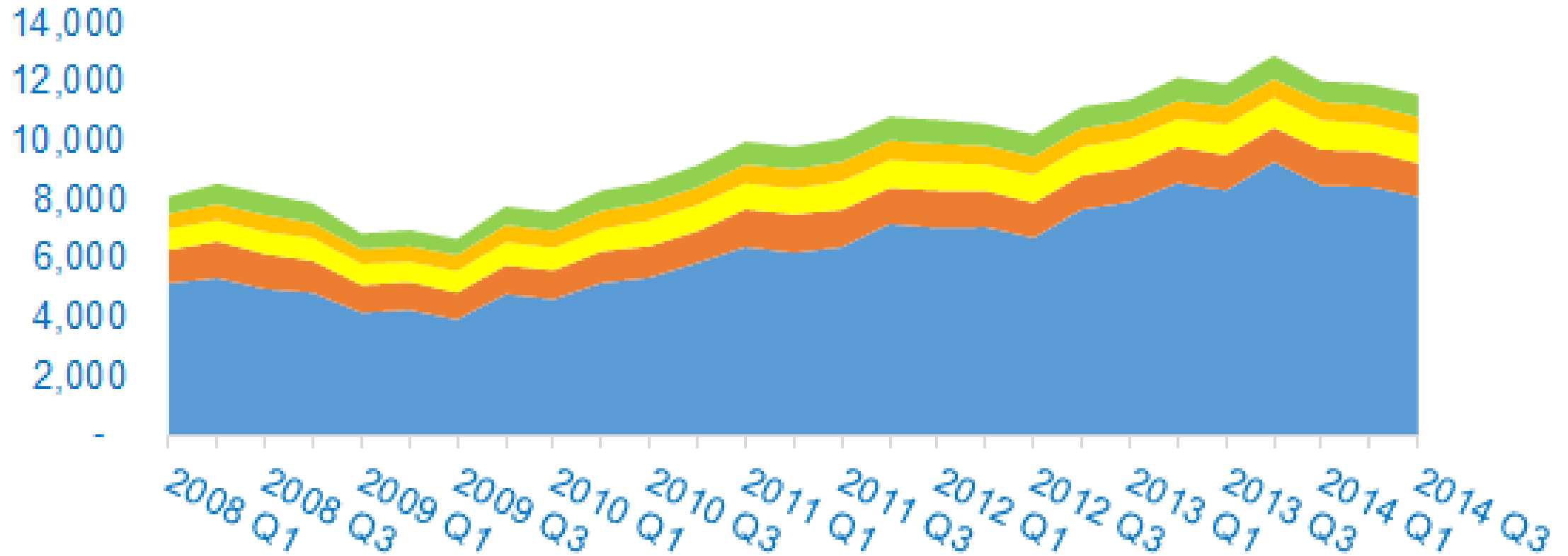
*nominal % change* *source: ONS & WMEF*



# Midlands Export Evolution

£ mln

source: HMRC & MEF



- Machinery & Transport
- Manufactured Goods
- Misc. Manufactures
- Chemicals
- Other Exports



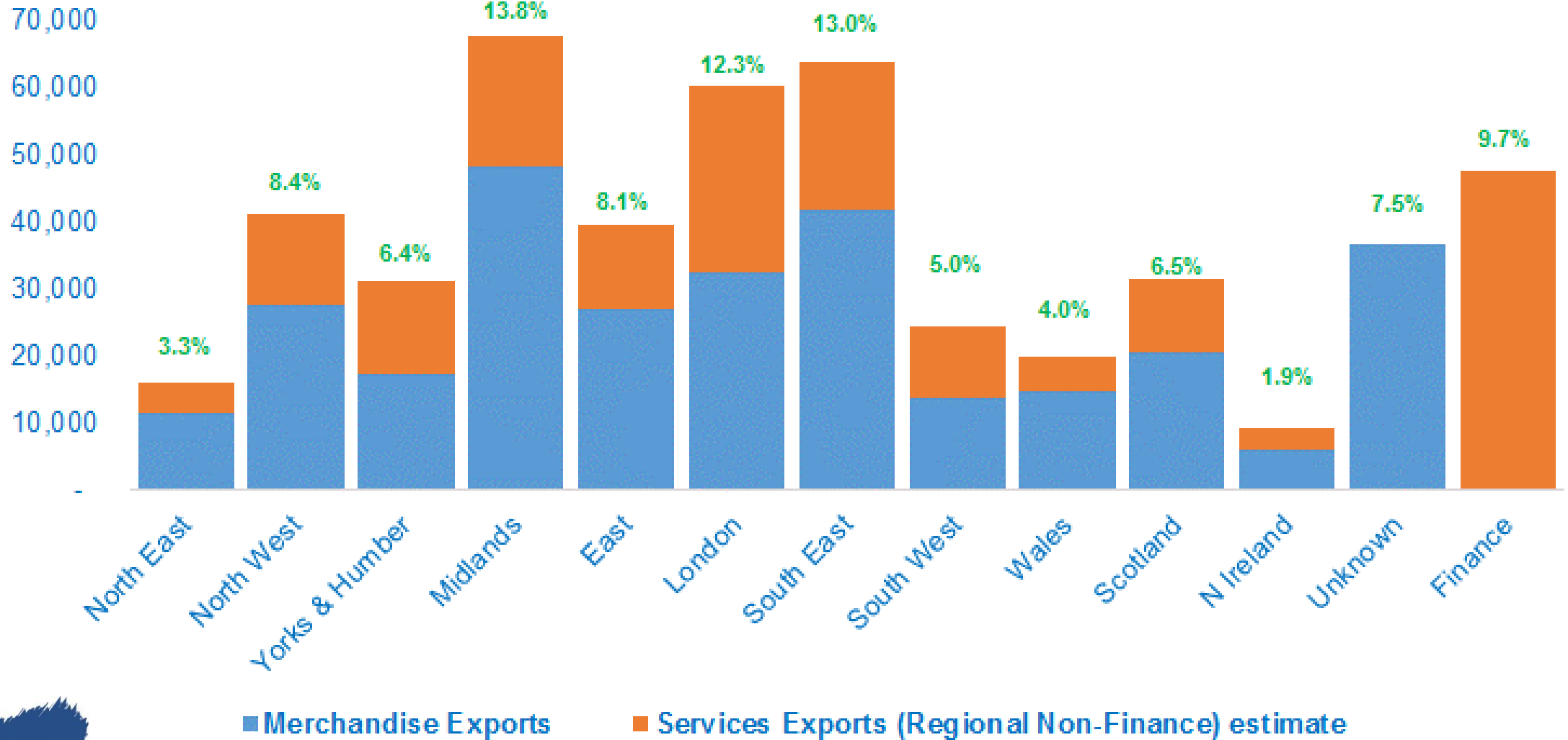


# UK Regional Total Export Performance

2013 estimates £ mln

Regional % of Total Exports

source: HMRC, ONS & WMEF



■ Merchandise Exports

■ Services Exports (Regional Non-Finance) estimate

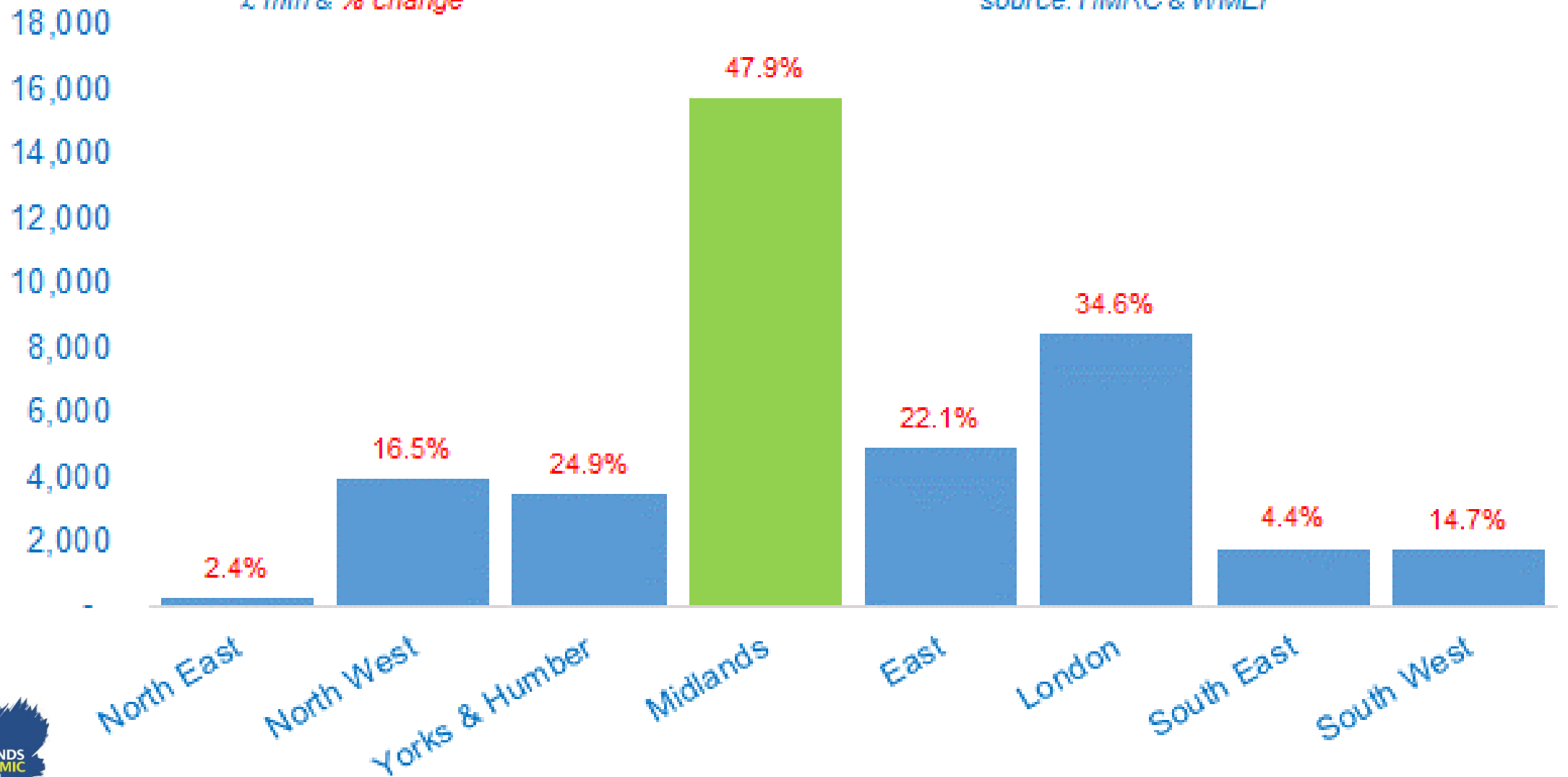


MIDLANDS  
ECONOMIC  
FORUM

## Increase in English Regional Merchandise Exports 2008-13

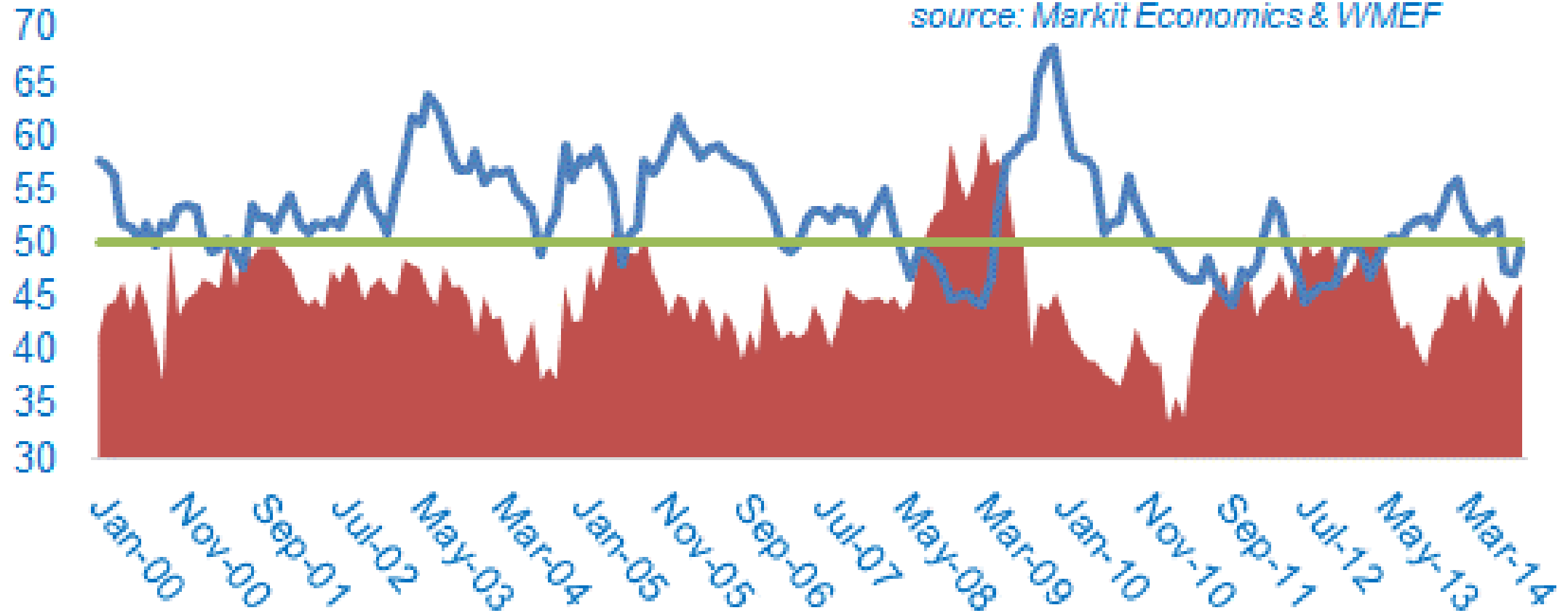
£ mln & % change

source: HMRC & WMEF



# WM Suppliers Delivery Times & Productivity Growth

source: Markit Economics & WMEF

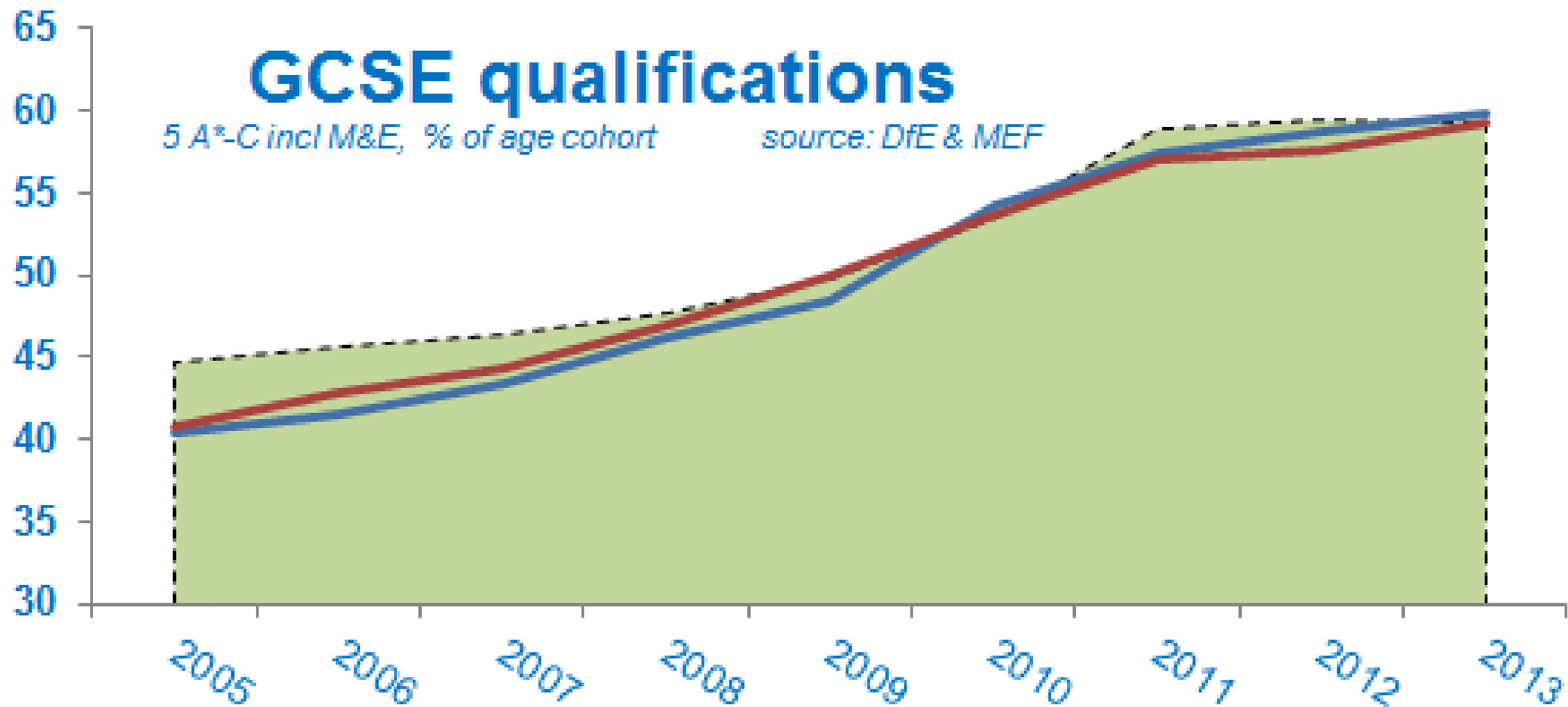


■ WM Supplier Delivery Times — WM Productivity Growth  
— +50 growth/ -50 contraction

# GCSE qualifications

5 A\*-C incl M&E, % of age cohort

source: DfE & MEF

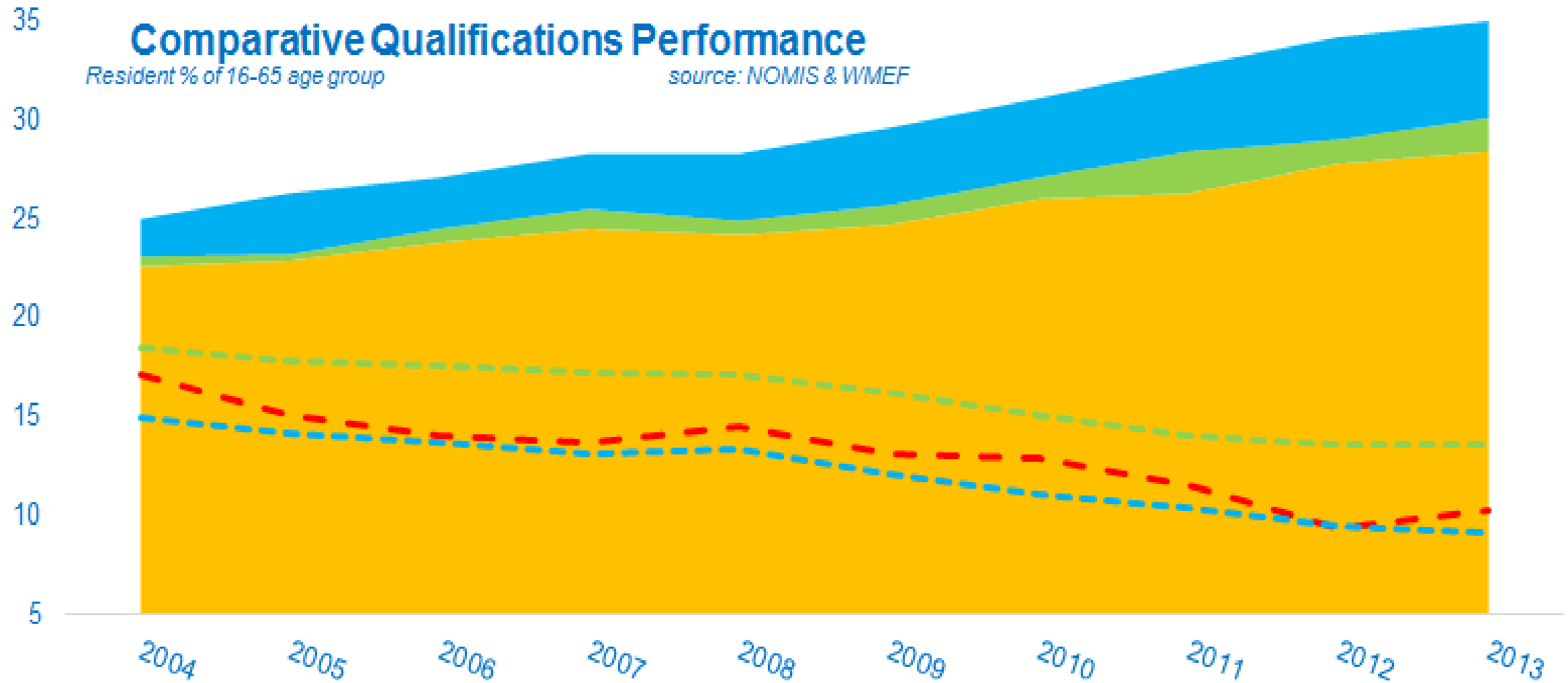


England West Midlands East Midlands

# Comparative Qualifications Performance

Resident % of 16-65 age group

source: NOMIS & WMEF



WM Degree Equivalents

EM Degree Equivalents

England Degree Equivalents

WM No Qualification

EM No Qualifications

England No Qualifications



Indicative Qualifications obtained - first degrees by subject of study at Midlands institution

University	Subjects	All Midlands Students		% of England		Aston		Birmingham City		Birmingham		UC Birmingham		Coventry		De Montfort		Derby		Harper Adams UC		Keele		Leicester		Loughborough		Newman UC		Northampton		Nottingham		Nottingham Trent		Staffordshire		Warwick		Wolverhampton		Worcester	
		% of M	GUR	% of M	GUR	% of M	GUR	% of M	GUR	% of M	GUR	% of M	GUR	% of M	GUR	% of M	GUR	% of M	GUR	% of M	GUR	% of M	GUR	% of M	GUR	% of M	GUR	% of M	GUR	% of M	GUR	% of M	GUR	% of M	GUR	% of M	GUR	% of M	GUR	% of M	GUR		
	Total first degree	46115	17	3.4	22	7.0	88	9.9	17	1.6	7.6	27	8.1	85	4.9	50	0.6	S22	3.7	41	4.6	21	5.9	15	0.8	S24	4.1	44	11.2	22	9.5	57	5.2	90	6.7	9	7.3	2.2	103				
	Medicine & dentistry	1280	19					35.9	21										5.9	4	21.1	23							25.8	11					11.3	27							
	Subjects allied to medicine	4120	16	6.4	1	15.0	65	7.2	8	1.8	12.0	21	14.4	66	5.3	38			5.5	3	0.7		1.1				5.8	23	11.5	6	1.8		3.8	54	11	5.3		2.4					
	Biological sciences	3985	16	6.0	32			13.6	17		6.4	30	3.6		4.8	83			4.6	39	5.9	8	8.5		1.5	4.3	11.2	22	8.4	45	6.5	90	5.8	20	9.3	4.8	88						
	Agriculture & related subjects	510	26					1.0	0	13.7					1.0	0	43.1	10								6.9	11.8	2	16.7	11					1.0		4.9						
	Physical sciences	1665	16	0.9				20.7	0		3.9		1.8		4.8				8.1		10.5		12.9			1.5	17.1		6.3		6.6		11.7		5.4		0.6						
	Phycis								3											13		17		37				16	27.0				18										
	Chemistry								15											21		18		20				14	37.0				10										
	Earth & Marine Science								21											23		8				16																	
	Mathematical sciences	830	17	1.8	48	0.6		15.1	7		4.2	19			1.8	33			3.6	39	5.4	16	13.9		0.6			17.5	29	5.4	39	0.0		38.6	4	3.0							
	Computer science	1895	15	6.1	41	4.7	64	4.7	5		13.2	42	13.7	55	3.7	74			1.3	45	2.4	33	7.1	20	1.1	4.5	79	4.0	22	6.1	69	15.0	71	5.3	23	10.8	1.3	79					
	Engineering & technology	3545	22	6.2		9.2		11.8			18.8		4.4		3.8		1.0				2.0		14.7			1.3	16.2		2.4		9.3		6.6		3.4								
	Chemical Engineering								10														13																				
	Civil Engineering																						8									26											
	Electrical & Electronic Engineering						54		9		53		57		38								20										42										
	General Engineering																					17					9								6								
	Materials & Minerals Engineering								6																																		
	Mechical Engineering						44		13				19		25		11		20				9					7				40											
	Architecture, building & planning	950	14	1.1		17.9	41	1.1			4.2	16	11.1	33	5.8	22							10.5			1.6	13.7	19	25.8	31						13.2							
	Social studies	4645	17	1.5	16	5.9	85	14.0	11		6.9	36	5.0	71	2.9	72			6.6	32	7.3	30	8.2	25	0.2	2.4	43	14.7	35	11.0	43	3.0	68	11.0	3	3.8	2.7	66					
	Law	2670	20	0.0		5.8	88	6.9	21		5.4	45	10.1	80	5.2	37			5.1	47	10.7	24	0.2			4.5	80	8.1	7	10.7	50	6.9	63	6.6	19	13.5	0.0						
	Business & administrative studies	6585	18	8.2	28	8.4	53	3.6	22	7.1	9.3	23	10.7	54	5.5	37	0.6	88	2.8	61	1.3	12	3.9	10	0.1	4.9	42	7.1	24	10.9	38	5.2	103	6.0	6	5.8	1.4	76					
	Accountancy & Finance						45		20				47		26								16				32		44			62.0	40	6			59						
	Mass communications & documentation	1285	15	0.0		6.6		3.1			12.8	25	20.2	22	5.1	23			2.7		1.9		10.1	10		5.8	13	0.0	9.3	36	15.6	25	1.6		11.7	3.1	50						
	Languages	2730	15	2.2	33	4.4		17.0	18		0.7	27	4.2		3.1				6.0		7.0	6	3.8		1.3	2.2	23.6	27	4.6	61	1.6		12.8	8	7.0	1.1							
	Historical & philosophical studies	2190	15	0.0		0.7		23.1	16		0.9	66	2.5	50	1.4	61			6.4	29	14.4	24	0.0	30	2.3	44	2.1	49	24.0	42	3.2	81	0.5	34	13.0	9	3.7	1.1	89				
	Creative arts & design	4760	15	0.0		14.2	52	2.9			8.6	15	16.0	48	6.2	6			0.6				8.0	5	0.4	5.7	7	1.7	21.0	31	5.6	8	1.1		11.4	1.6	63						
	Fashion & Textiles						39					23		28		3								1																			
	Hospitality, Event Management & Tourism								26				5			1											7																
	Education	2165	19			7.4	57	3.2	16	5.1			2.1	66	12.0	21			1.2	47	0.5				8.1	51	12.5	25	0.5	13.2	55	2.3		4.4	35	15.0	12.2	37					
	Combined	295	6												45.8														54.2														
	Economics & politics	1865	17	2.1		5.1		13.7			4.3		2.9		0.8				7.0		10.7		15.3			0.8	23.9		7.0		0.5		20.6		0.5								
	Economics								17							16																			3								
	Politics								34							5																			7								

*Contact:*

W: [www.midlandseconomicforum.co.uk](http://www.midlandseconomicforum.co.uk)

M: [paul.forrest@midlandseconomicforum.co.uk](mailto:paul.forrest@midlandseconomicforum.co.uk)

m: 07738 324 517

